LESS R&A Front 1-24 LR aw 5/2/02 10:06 am Page 2

Financial Summary

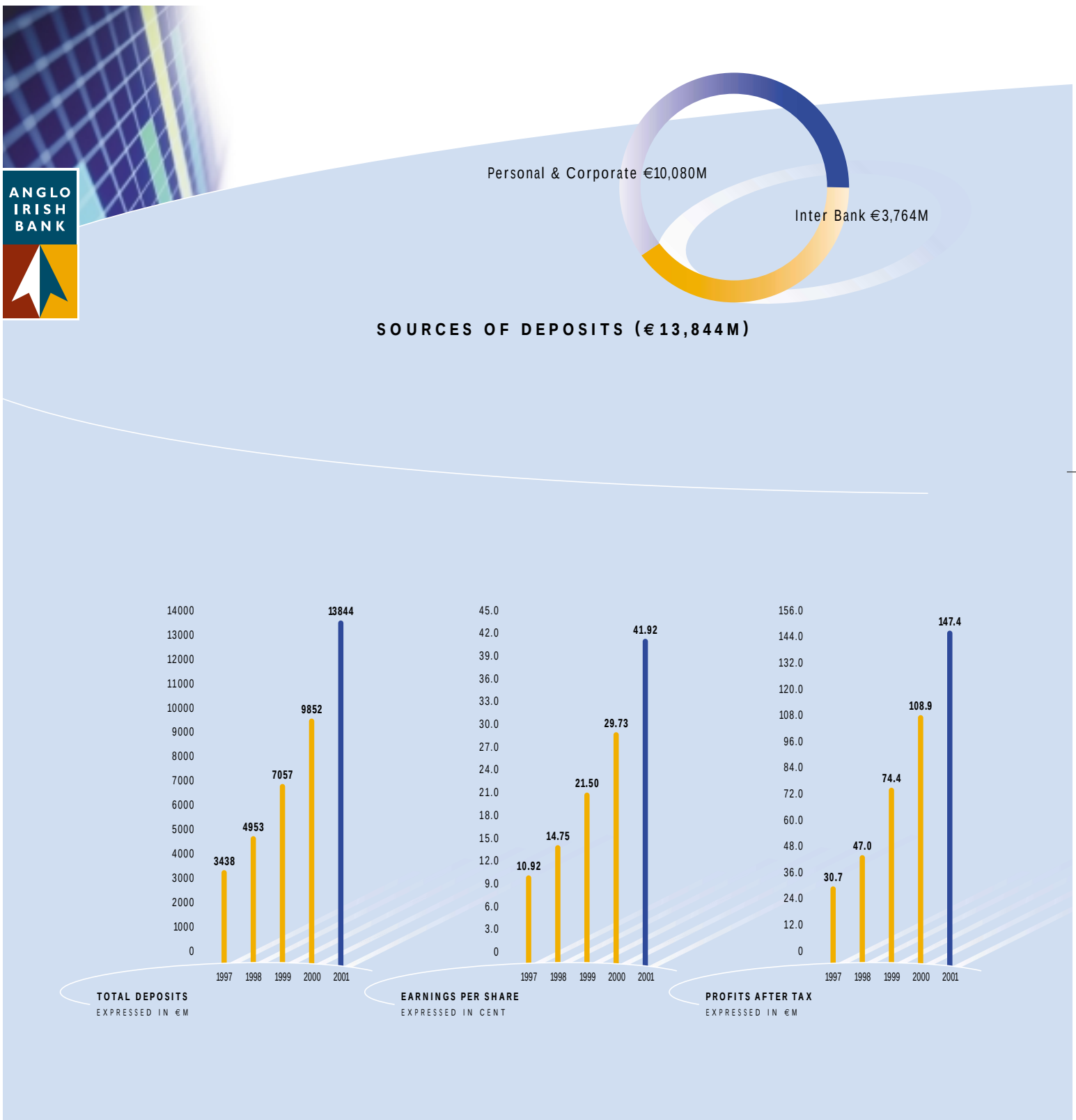

LESS R&A Front 1-24 LR aw 5/2/02 10:06 am Page 3

FINANCIAL HIGHLIGHTS

	2001 €m	2000 €m
Profit before Taxation	194.8	133.6
Profit after Taxation	147.4	108.9
Dividends	31.6	24.6
Total Assets	15,757.7	11,047.3
Earnings per €0.32 Share	41.92c	29.73c
Deposits	13,843.5	9,852.3
Advances	10,952.0	7,793.5
Fixed Rate	2,066.5	1,490.9
Variable Rate	8,885.5	6,302.6

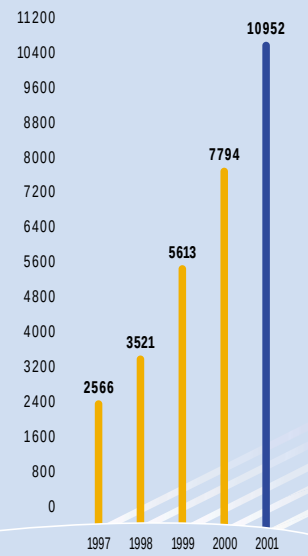

ADVANCES TO CUSTOMERS
EXPRESSED IN €M

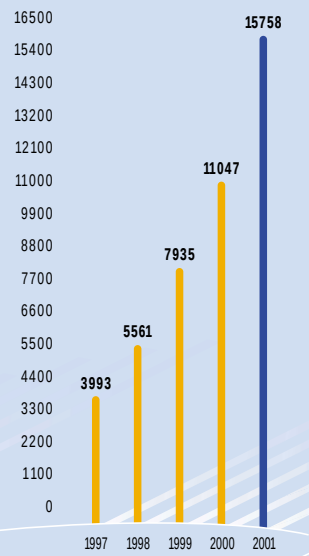

TOTAL ASSETS
EXPRESSED IN €M

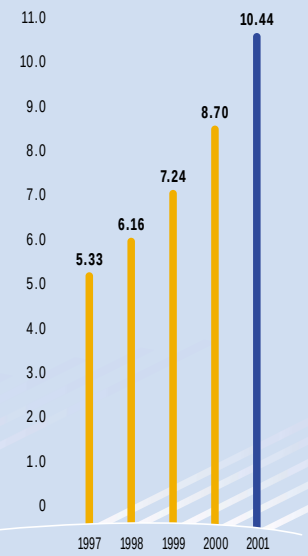

DIVIDENDS PER SHARE
EXPRESSED IN CENT